


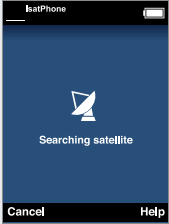
IsatPhone^{PRO}

network connection guide

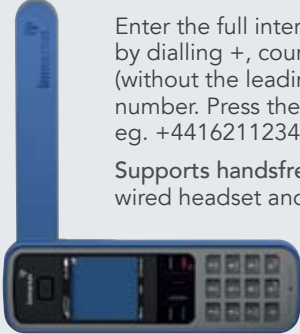
making a call:





- Stand outside in an open space with an unobstructed view of the sky
- Hold the phone in an upright position, looking at the screen
- Deploy antenna



- **Searching satellite** appears as the phone searches for a GPS fix and a connection to the Inmarsat network
- Successful connection is achieved when:
 - **Ready for service** is displayed
 - An audio signal is emitted
 - **Inmarsat** is displayed




Enter the full international number by dialling +, country code, area code (without the leading 0) and telephone number. Press the green key  eg. +441621123456 .

Supports handsfree calling: Loudspeaker, wired headset and Bluetooth.

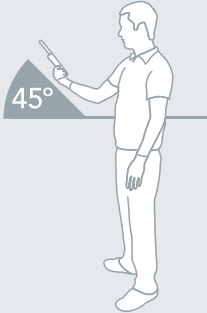
troubleshooting:

no GPS fix

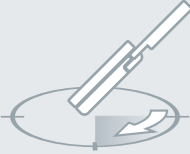


- The above icon will be displayed if a new GPS fix is required
- Find a location outside with an unobstructed view of the sky and ensure the antenna is deployed
- Hold the phone in an upright position, looking at the screen, and press **Search**
- The red icon will disappear once a new GPS fix is acquired
- If you do not get a fix, select **Menu > GPS position** to view the **GPS satellite info** graph. Change your position to maximise the GPS satellite signal strength bars on-screen
- When successful, the message **GPS fix acquired** will be displayed

no network



- If **Limited service** or pointing information is displayed, change location to an open space with an unobstructed view of the sky
- Deploy the antenna and hold the phone at a 45° angle to the horizon
- Press **Search** and keep still until **Ready for service** is displayed



- If search fails, an error message is displayed
- Turn right 90° keeping the phone at the same 45° angle, and press **Search**
- Repeat, if necessary, turning 90° each time until back in original position
- Alternatively try another location

While the information in this Connection Guide has been prepared in good faith, no representation or warranty, express or implied, is made or given as to the adequacy, accuracy, reliability or completeness of such information. Inmarsat Global Limited nor any group company or their respective officers, employees or agents shall have any responsibility or liability to any person resulting from the use of the information in this User Guide. Copyright © Inmarsat Global Limited 2011. All rights reserved. INMARSAT is a registered trademark of the International Mobile Satellite Organisation; the Inmarsat LOGO is a registered trademark of Inmarsat (IP) Company Limited. Both trademarks are licensed to Inmarsat Global Limited.



SatComms Australia

Tel: 1 300 732 517 (in Aus)

Tel: +61 7 5439 1888 (overseas)

Fax: +61 2 8208 7340

E-Mail: support@satcomms.com.au

Web: www.satcomms.com.au



This quick reference guide is intended to help you set up a network connection. Please contact your service provider for further information.